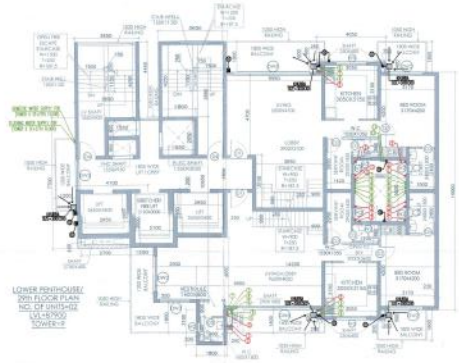

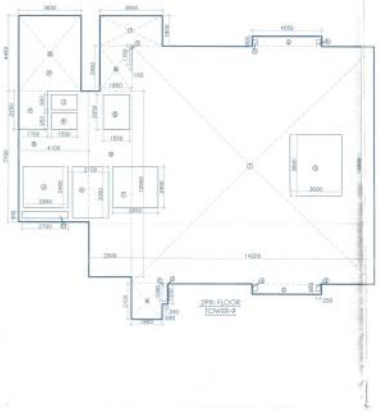

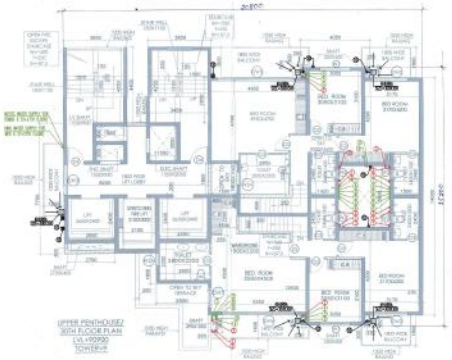

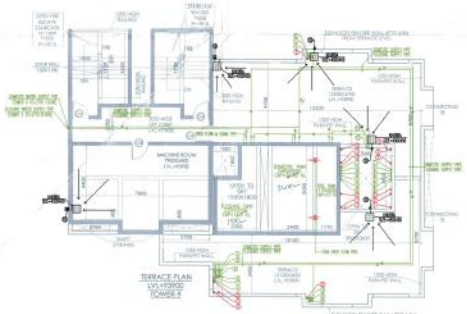

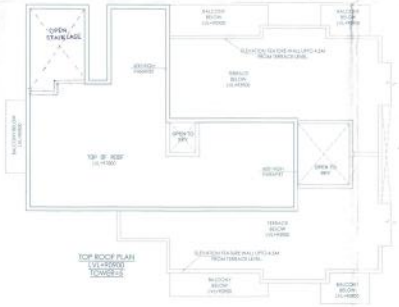

FAR AREA OF 29th FLOOR TOWER-9									
GROSS –H									
1	=	1	X	14.200	X	14.000	=	198.800	SQM
2	=	2	X	4.050	X	0.800	=	4.860	SQM
3	=	1	X	0.340	X	1.200	=	0.408	SQM
4	=	1	X	1.800	X	2.100	=	3.780	SQM
5	=	1	X	2.500	X	10.950	=	27.375	SQM
6	=	1	X	1.850	X	2.650	=	4.903	SQM
7	=	1	X	3.650	X	1.800	=	6.570	SQM
8	=	1	X	3.650	X	4.450	=	16.243	SQM
9	=	1	X	4.100	X	7.700	=	31.570	SQM
						TOTAL	=	294.508	SQM
GROSS – J									
a	=	1	X	3.000	X	3.600	=	10.800	SQM
b	=	4	X	0.250	X	0.400	=	0.400	SQM
c	=	1	X	0.290	X	1.000	=	0.290	SQM
d	=	1	X	2.850	X	2.400	=	6.360	SQM
e	=	1	X	2.100	X	3.000	=	6.300	SQM
f	=	1	X	2.850	X	2.400	=	6.360	SQM
g	=	1	X	1.550	X	2.050	=	3.178	SQM
h	=	1	X	1.550	X	0.950	=	1.473	SQM
j	=	1	X	1.550	X	0.900	=	1.395	SQM
k	=	1	X	0.150	X	1.150	=	0.173	SQM
m	=	1	X	2.700	X	0.400	=	1.080	SQM
n	=	1	X	1.700	X	2.250	=	3.825	SQM
p	=	1	X	3.650	X	4.450	=	16.243	SQM
						TOTAL	=	57.875	SQM

FAR AREA OF 29th FLOOR TOWER-9				
	=	GROSS –H	-	GROSS –J
	=	294.508	-	57.875
	=	236.633	SQM	

SCHEDULE OF DOORS & WINDOWS				
NAME TYPE	SIZE	CILL	LINTEL
D1	1050x2400	+50	+2450
D1'	1200x2400	+50	+2450
D2	900x2400	+50	+2450
D3	750x2400	+50	+2450
D3a	2500x2400	+50	+2450
D4	1000x2400	+50	+2450
DM1	2400x2400	+55	+2450
DM2	2100x2400	+55	+2450
DM3	1800x2400	+55	+2450
DM4	1050x2400	+55	+2450
DM5	4500x2400	+55	+2450
DM6	4350x2400	+55	+2450
DM7	1200x2400	+55	+2450
DM8	1300x2400	+55	+2450
W1	1800x2100	+900	+2400
W2	600x1400	+1100	+2450
W3	900x1400	+1100	+2450
W3a	750x1400	+1100	+2450
W3	900x1400	+1100	+2450
W4	1200x1400	+1100	+2450
W4	1200x1400	+1100	+2450
W5	300x1400	+1100	+2450

Note :-

1 BUILDING WILL BE DESIGNED (STRUCTURES) AS PER RELEVENT IS CODES FOR EARTH QUAKE RESISTANCE

2 BUILDING IS HAS AUTOMATIC SPRINKLER SYSTEM ON ALL FLOORS

LEGEND:-

	LEGEND FOR PLUMBING
1	110 OD PVC SWR SOIL & VENT PIPE
2	110 OD PVC SWR WASTE & VENT PIPE
3	90 OD PVC SWR ANTI-SIPHONIC PIPE
4	DOMESTIC WATER SUPPLY PIPE (20TH TO 30TH FLOOR)
5	DOMESTIC WATER SUPPLY PIPE (1STH TO 10TH FLOOR)
6	DOMESTIC WATER SUPPLY PIPE (9TH TO STILT FLOOR)
7	FLUSHING WATER SUPPLY PIPE (20TH TO 20TH FLOOR)
8	FLUSHING WATER SUPPLY PIPE (1STH TO 10TH FLOOR)
9	FLUSHING WATER SUPPLY PIPE (9TH TO STILT FLOOR)
10	110 OD UPVC RAIN WATER PIPE
10a	110 OD UPVC RAIN WATER PIPE
1	COLD WATER SUPPLY O/H TANK FILLING PIPE
2	FLUSHING WATER SUPPLY O/H TANK FILLING PIPE

PROJECT:-

REVISED BUILDING PLAN OF GROUP HOUSING COLONY ADDITIONAL LICENCED AREA MEASURING 3.39375 ACRES (LICENCE NO.43 OF 2014 DATED 16-06-2014) ADJOINING TO ALREADY LICENCED GRANTED AREA OF GROUP HOUSING SCHEME MEASURING 28.66665 ACRES (LICENCE NO.246 OF 2007 DATED 29.10.2007, LICENCE NO. 56 OF 2011 DATED 23.06-2011, LICENCE NO.37 OF 2012 DATED 22-04-2012,LICENCE NO.66 OF 2012 DATED 21-06-2012 & LICENCE NO. 67 OF 2012 DATED 21-06-2012) TOTAL AREA 32.0604 ACRES IN SECTOR-104,GURGAON MANESAR URBAN COMPLEX BEING DEVELOPED BY JUVENTUS ESTATES LTD. AND OTHERS

Associate Architects

RSMS ARCHITECTS

RSMS ARCHITECTS PVT. LTD.
69,Noro Niwas Bhawani Kunj
(Behind D2), Vasant Kunj,
New Delhi-110070
Tel : 011-26898616,26898617
www.rsms-arch.com

(BALWANT SINGH)
S.O.

Checked and Found fit for Public Health (Drainage) Services and recommended for forwarding to Town & Country Planning Department, Haryana.

Superintending Engineer (HQ), HSVP, Panchkula

OWNER'S SEAL & SIGNATURE

ARCHITECT'S SEAL & SIGNATURE

AUG-2016. Scale : 1:100

Drawing Title:-
29th & 30TH FLOOR PLANS
TERRACE ROOF PLAN
AREA CALCULATION OF 29TH & 30TH FLOOR
TOWER -9

Drawing No:-
TB-03a

REVISED BUILDING PLAN OF GROUP HOUSING COLONY MEASURING 28.66665 ACRES IN SECTOR-104, GURGAON MANESAR URBAN COMPLEX BEING DEVELOPED BY RG-SUB JUVENTUS ESTATES LTD. AND OTHERS

@ RSMS
SEC.-104